



District Report Card: 2017


State: Odisha	District: Nuapada
Class: 3	Subject: Language
Schools: 47	Students: 532


Participation/Coverage


Students

<div>GENDER</div> <div></div>	Boys				Girls			
	Number		%		Number		%	
	257		48.31		275		51.69	

<div>AREA</div> <div></div>	Rural				Urban			
	Number		%		Number		%	
	529		99.44		3		0.56	

<div>CATEGORY</div> <div></div>	SC		ST		OBC		GEN	
	Number	%	Number	%	Number	%	Number	%
	95	17.86	205	38.53	229	43.05	3	0.56

<div>CWSN</div> <div></div>	LD	VI	HI	S&LD	ID	Oth
	0	1	1	4	1	1

<div>Management</div> <div></div>	Government			Government-aided		
	Number		%	Number		%
	532		100.00	0		0.00

Average Performance of Students in Language (%)

Overall	Gender		Area		Management		Social Group			
	Male	Female	Rural	Urban	Govt.	Aided	SC	ST	OBC	GEN
61.65	61.06	62.21	61.55	80.00	61.65	0.00	61.96	61.14	62.15	48.89

Performance on Learning Outcomes (LOs)

Learning Outcomes	Description	Average Performance(%)
L304	Reads small texts with comprehension i.e., identifies main ideas, details, sequence and draws conclusions	63.38
L312	Reads printed scripts on the classroom walls: poems, posters, charts etc.	58.20

Range of Performance of Students who Answered Correctly							
Below 30%		30% - 50%		50% - 75%		Above 75%	
Number	%	Number	%	Number	%	Number	%
40	7.52	117	21.99	232	43.61	143	26.88

Lowest Performing Learning Outcomes (LOs)

- 1 - Reads printed scripts on the classroom walls: poems, posters, charts etc. (58.20)
- 2 - Reads small texts with comprehension i.e., identifies main ideas, details, sequence and draws conclusions (63.38)